

visualcam **fikus**plus

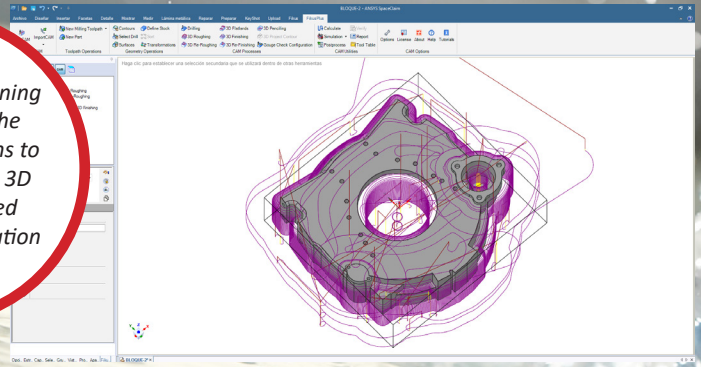
Milling



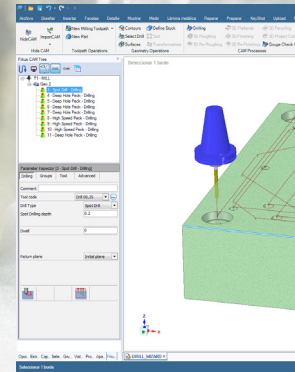
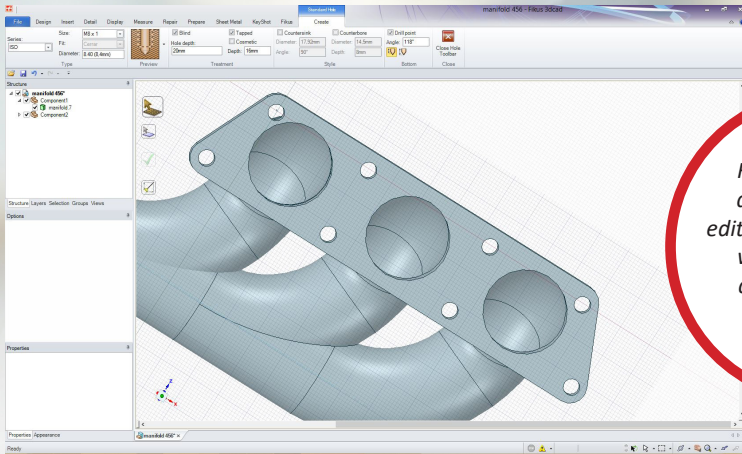
fikusplus combines a great solid modelling CAD and a fast and efficient 3D milling CAM for production shop floors.

Open, Edit, Machine it!

The Surface Machining Module has all the necessary functions to machine complex 3D surfaces, included advanced optimization options



FikusPlus enables anyone to create, edit, or repair geometry without worrying about underlying technology.



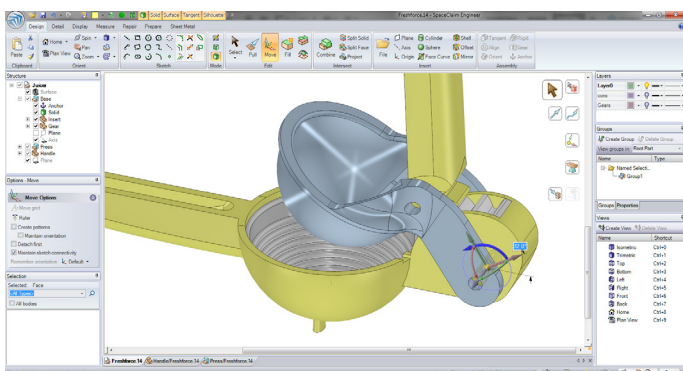
Powerful and faster solids 3D CAD

fikusplus brings 3D solid modeling to the desktops of engineers and CAM programmers who do not want to become experts in traditional feature-based CAD systems. **fikusplus** helps engineers interact with CAD geometry in exciting new ways. Any engineer can make dramatic edits to models, conceptualize on-the-fly, and communicate quickly and easily with colleagues, customers, and suppliers.

Modeling for CAM leadership

fikusplus's 3D Direct Modeling technology revolutionizes the way you think about working with 3D solid models because it lets you focus on your design without the complexity of traditional CAD.

With FikusPlus, working with 3D modeling software becomes fast, easy, flexible, and rewarding.



Powerful tools to prepare the geometry for CAM

Intuitive tools such as Pull and Move let you directly select portions of the model and move them where you want. The Combine tool slices and divides parts into pieces and lets you merge in portions from other designs. The Fill tool cleans up small features and fills holes. Together, these direct modeling tools let you get your job done without resorting to traditional CAD.

De-feature and simplify parts for analysis or manufacturing and optimize the design without being constrained by original modeling intent.

From a blank slate, start drawing 3D shapes as easily and freely as you would on the back of a napkin.

CAD Key Features

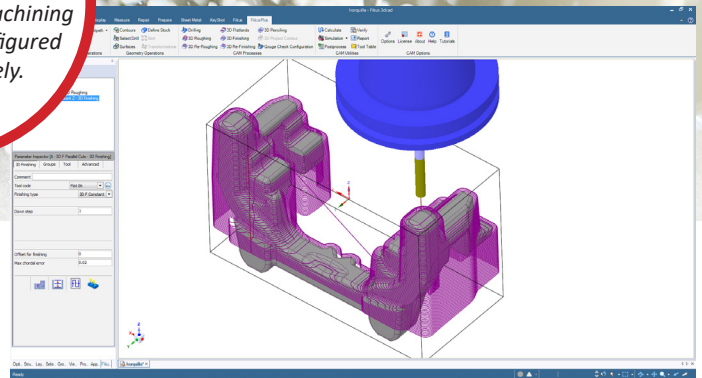
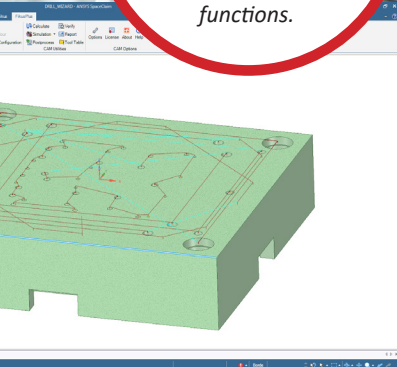
- Creation and handling of solids and surfaces
- Don't worry about where the file comes from
 - Edit, repair and create any geometry
 - Make changes on-the-fly
- Spend less time struggling with geometry
- Increase productivity by removing the CAD bottleneck

CAM Key features

- Seamless CAD - CAM integration.
- High resolution stock simulation.
- Advanced parameters for high customization.
- Strong functions for 3D complex surfaces machining: roughing, finishing, re-finishing, bi-tangencies...
- Logical machining sequence.
- Post-processors optimized for any machine model to achieve efficient toolpaths.

FikusPlus optimizes the machine program with subroutines and repetitions, using cycles and specific machine functions.

When you need to machine a similar part, you only need to apply the template and the machining process will be configured quickly and safely.



The best CAM milling solution for production

fikusplus is great to help you easing the workload of your engineering department. Its simple use and high connectivity allow your programmers to alternate between platforms and afterwards apply changes to your programs in a quick and effective way.

Use **fikusplus** as your partner in your prototyping jobs. You can use the reverse engineering tool **to finish your 3D printed parts** with the milling module. With **fikusplus** you can import a scanned model, machine over a STL model and run your CNC program to get your desired level of accuracy with your milling machine.

fikusplus is completely integrated into a 3D environment with seamless **associativity** between CAD and CAM. Make any change in your model, and the toolpath will be adjusted automatically.

fikusplus is a powerful tool for the shop floor; its ease of use, connectivity and advanced functions are perfect for the CNC operator.

The **Surface Machining Module** has got all the necessary functions to machine complex 3D surfaces, included advanced parameters that would allow you

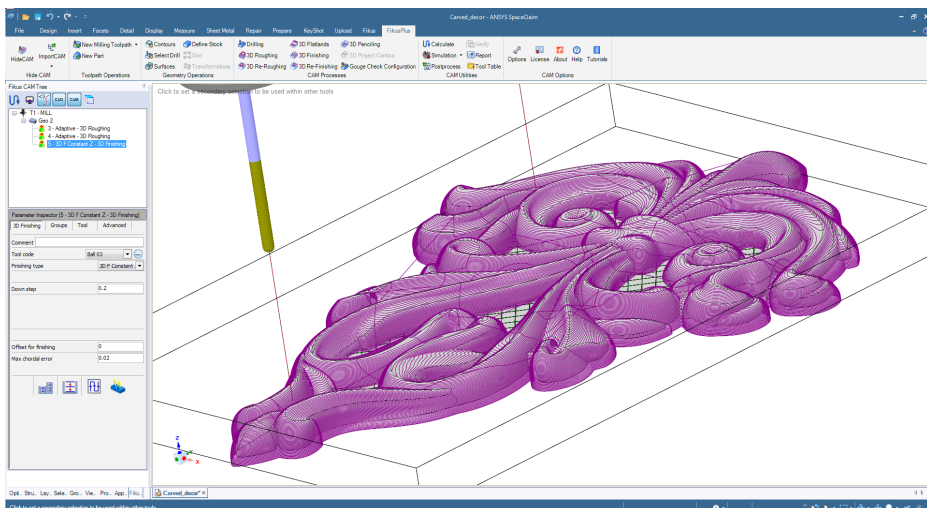
to enhance optimization and customization... in case you would need to. The Adaptive roughing strategy keeps the cutting conditions constant by maintaining a consistent engagement of the cutting tool. This constant tool load combined with a smoother toolpath transition reduces machining time and enhances tools and machine's life.

Machining processes. When the part is already defined, is time for machining. We must apply to the geometry a process for drilling, roughing, finishing or slotting, and to define the technological parameters (tools, feeds...) Do you need to repeat the same process changing only some parameters? You only need to "copy and paste" and change the relevant values. Re-organize your processes by only dragging with the mouse.

Now you can store your machining strategy as a **template** and use it again with other similar parts; you will be sure using a tested efficient strategy. **fikusplus** can also select **drills** automatically -including different plane orientations-, classify them by types and machine them. You only need to "teach" the program how to do it the first time for any type of drill.

Calculation and simulation. Now is time for processing all the information. The software calculates all the data and allows you to simulate the machining in the computer. **fikusplus** will calculate the most efficient tool-paths and show it to you in a realistic way, together with the part, the material and the machine shown as solids.

Always keep track of the stock. **fikusplus** takes account of the previous processes to avoid air cuttings, providing optimal toolpaths and precise gouge checking, the complete control of collision between stock, tool and machine parts. The simulator allows you to easily review with precision the output you expect to achieve.



FikusPlus will calculate the most efficient tool-paths and show it to you in a realistic way, together with the part, the material and the machine shown as solids

Postprocessors

fikusplus incorporates postprocessors for all milling common machines and you can rely on it to generate the machine optimal cutting strategy for your specific machine and work.



FANUC



Postprocessors

Fikus Visualcam for Milling includes postprocessors for most of CNC controls in the market, as:

- HEIDENHAIN • OKUMA • FADAL • MAZAK
- FANUC • SIEMENS • MAKINO • GRUNDIG
- FAGOR • SELCA • HAAS • FIDIA • DMG-MORI
- MITSUBISHI

Data Interfaces

Work with popular common formats: ACIS, STEP, IGES, ECAD, Rhinoceros, SketchUp, CGR, DWG, DXF, STL, OBJ, XAML, VRML, and 3D PDF (requires Adobe Acrobat 9 Pro Extended)

Works with many leading CAD, CAE and CAM tools: ANSYS, Workbench, GAMBIT, ALGOR, CFdesign, or COMSOL.

Optional Modules

- Data Exchange Package I: Pro/ENGINEER, Autodesk Inventor, CATIA v4, VDA
- Data Exchange Package II: SolidWorks, Parasolid, NX
- CATIA v5 Data Exchange
- JT Open Data Exchange
- TraceParts standard parts Library
- Luxion KeyShot photorealistic rendering

Minimum system requirements

- CPU: Intel i5 or higher (i7 recommended)
- RAM: 4 GB RAM or higher
- Operating Systems: Microsoft® Windows 7, 8, 10 64-bit
- Hard disk: 8GB free memory minimum
- Video Card: ATI® Radeon R300, R420, R520, R600, or R700 series. Radeon 9x00 cards (9700, 9800, ...) or newer. NVIDIA GeForce® FX, 6, 7, or 8 series. NVIDIA FX5200s or newer. AMD FireGL™ T2-128 or higher (including the 'Mobility' series for laptops)
- 3 button mouse

Languages supported

Chinese, English, French, German, Italian, Japanese, Korean, Polish, Portuguese and Spanish.



e-mail: info@metalcam.com

website: www.metalcam.com

SPAIN

Metalcam S.L.

C/ Berruguete, 90
Barcelona
Tel: 932 74 90 40

C/ Caja Ahorros, 1, 4º E
Burgos
Tel: 947 26 35 72

INDIA

Metalcam Technologies Pvt. Ltd.

No.01, 01st Floor, 80 Feet Road,
Opp. George Thangaiah Complex,
Indiranagar, Bengaluru, 560038
Tel: +91 80 4095 5866

CHINA

Metalcam China

Beijing: 6, Xinyuannan Rd.
Chaoyan Dist.
Tel: +86 10 84865223

MEXICO

Metalcam México

Central Park, Corporativo 1, Piso 11
Av Armando Birlain Shaffler 2001
Centro Sur
76090 Santiago de Querétaro
Tel: (+52) 442 290 3744