


visualcam **fikus**plus

wire EDM



The most advanced wire EDM CAM technology
integrating the fastest solid CAD solution.

Create, edit and repair any geometry and automate
the cutting strategies for optimal machining.



FikusPlus enables anyone to create, edit, or repair geometry without worrying about underlying technology.

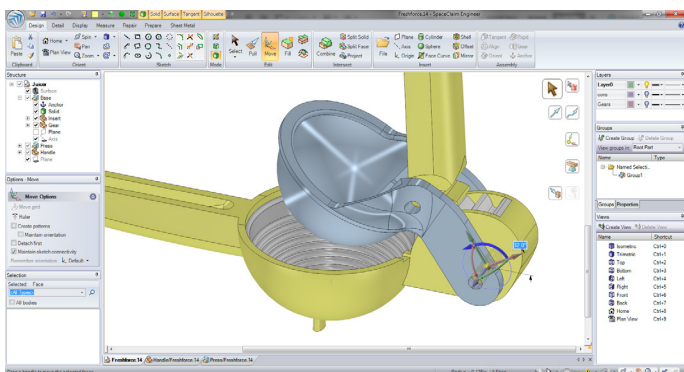
Powerful and faster solids 3D CAD

fikusplus brings 3D solid modeling to the desktops of engineers and CAM programmers who do not want to become experts in traditional feature-based CAD systems. **fikusplus** helps engineers interact with CAD geometry in exciting new ways. Any engineer can make dramatic edits to models, conceptualize on-the-fly, and communicate quickly and easily with colleagues, customers, and suppliers.

Modeling for CAM leadership

fikusplus's 3D Direct Modeling technology revolutionizes the way you think about working with 3D solid models because it lets you focus on your design without the complexity of traditional CAD.

With FikusPlus, working with 3D modeling software becomes fast, easy, flexible, and rewarding.



Powerful tools to prepare the geometry for CAM

From a blank slate, start drawing 3D shapes as easily and freely as you would on the back of a napkin.

De-feature and simplify parts for analysis or manufacturing and optimize the design without being constrained by original modeling intent.

Intuitive tools such as Pull and Move let you directly select portions of the model and move them where you want. The Combine tool slices and divides parts into pieces and lets you merge in portions from other designs. The Fill tool cleans up small features and fills holes. Together, these direct modeling tools let you get your job done without resorting to traditional CAD.

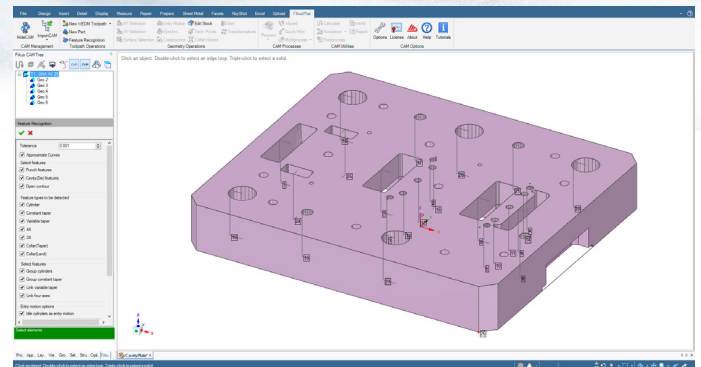
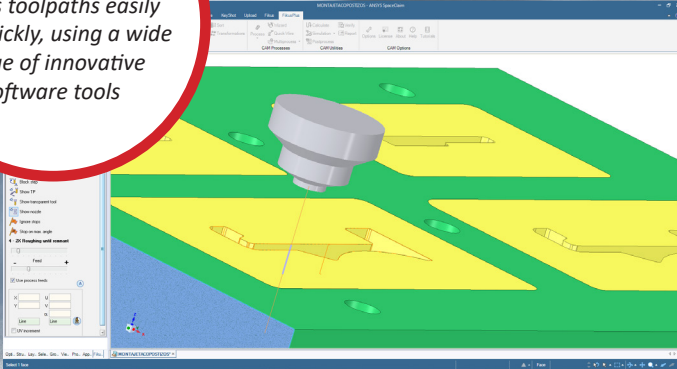
CAD Key Features

- Creation and handling of solids and surfaces
- Don't worry about where the file comes from
 - Edit, repair and create any geometry
 - Make changes on-the-fly
- Spend less time struggling with geometry
- Increase productivity by removing the CAD bottleneck

CAM Key Features

- Reduce time-to-market drastically
- Shorten geometry construction
- Specific Wizards and technological databases
- CAM Manager for the most efficient EDM process
- The first commercial solution for 4X no-core-cuts
- The most advanced wire path algorithms
- Automatic Feature Recognition
- Maximum tool paths control

Specifically designed to produce 2 and 4-axis toolpaths easily and quickly, using a wide range of innovative software tools



Expert knowledge of the wire EDM technology applied to CAM software

fikusplus is leading innovation in CAD/CAM for wire EDM. By working together with the wire EDM technology machine makers, FikusPlus is ahead of all CAM packages when it comes to getting the optimal performance from your wire EDM machine.

Machine technologies from manufacturers like Accutex, ActSpark, GF Machining Solutions, ARD, Chmer, Fanuc, Hitachi, Joemars, Makino, Mitsubishi, Ona EDM and Sodick are implemented in FikusPlus with optimized technological tables and postprocessors.

fikusplus has been specifically designed to produce 2 and 4-axis toolpaths easily and quickly, using a wide range of innovative software tools like 4X-No-core-cut, partial pocketing or Autofix.

Programming Wizards

The Programming Wizards will help you to create the cutting sequence step by step and control all the machining parameters. **fikusplus** includes the cutting condition databases from the machines of the main machine makers. This Expert Knowledge will let you to complete the programming process easily and efficiently.

Automatic Feature Recognition lets you select all the features to cut automatically.

Automatic Feature Recognition

With the automatic feature recognition function, **fikusplus** can detect all features to be cut with just a few mouse clicks. Avoid conventional programming, reduce the programming time and minimize errors.

Take control of every parameter

With **fikusplus** you can control every cutting parameter such as offsetting, entry/exit motion technology, remnant distance, wire threading and cutting, clearance, corners, cutting style, overlap and many more.

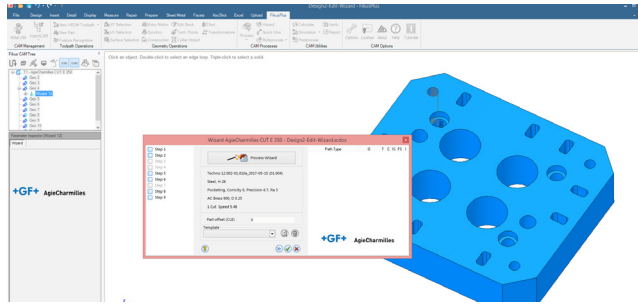
Automation

If you have already defined and tested your best cutting strategy using FikusPlus wire EDM CAM, you can save it as a template and use it in the future for other similar parts. Use different kind of templates to save time: Wizard templates, CAM templates or multiprocessing.

Postprocessors

fikusplus includes postprocessors developed along with the machine makers to optimize the G-CODE to achieve the best results. Postprocessors are available for GF Machining Solutions, ONA, Sodick, Mitsubishi, Makino, Fanuc, and many other machines.

Specific Wizards for most of machines are implemented with optimized technological tables, that allows us to obtain the optimal performances from your machines.



Advanced features

- Auto-fix for control of the remnant size and geometry for a better part disengage
- Day / Night strategy (Order by phases)
- Sort cutting sequence by drag and drop
- 4X No-core-cut process
- Partial pocketing
- XY and UV synchronization functions
- 4X part construction
- Machine simulator
- Technological points
- Part transformations
- Corner handling
- Partial clearance
- Slug Welding
- Alignment cycles

Technology Databases



Technology Databases

fikus supports technologic tables for the following machine brands:

- Accutex
- ActSpark
- Agie
- AgieCharmilles
- ARD
- Charmilles
- Chmer
- Fanuc
- Hitachi
- Joemars
- Makino
- Mitsubishi
- Ona
- Sodick

Data Interfaces

Work with popular common formats: ACIS, STEP, IGES, ECAD, Rhinoceros, SketchUp, CGR, DWG, DXF, STL, OBJ, XAML, VRML, and 3D PDF (requires Adobe Acrobat 9 Pro Extended)

Works with many leading CAD, CAE and CAM tools: ANSYS, Workbench, GAMBIT, ALGOR, CFdesign, or COMSOL.

Optional Modules

- Data Exchange Package I: Pro/ENGINEER, Autodesk Inventor, CATIA v4, VDA
- Data Exchange Package II: SolidWorks, Parasolid, NX
- CATIA v5 Data Exchange
- JT Open Data Exchange
- TraceParts standard parts Library
- Luxion KeyShot photorealistic rendering

Minimum system requirements

- CPU: Intel i5 or higher (i7 recommended)
- RAM: 4 GB RAM or higher
- Operating Systems: Microsoft® Windows 7, 8, 10 64-bit
- Hard disk: 8GB free memory minimum
- Video Card: ATI® Radeon R300, R420, R520, R600, or R700 series. Radeon 9x00 cards (9700, 9800, ...) or newer NVIDIA GeForce® FX, 6, 7, or 8 series. NVIDIA FX5200s or newer AMD FireGL™ T2-128 or higher (including the 'Mobility' series for laptops)
- 3 button mouse

Languages supported

Chinese, English, French, German, Italian, Japanese, Korean, Polish, Portugese and Spanish.

Metalcam

e-mail: info@metalcam.com

website: www.metalcam.com

SPAIN

Metalcam S.L.

C/ Berruguete, 90
08035 Barcelona
Tel: 932 74 90 40

C/ Caja Ahorros Mpal, 1, 4º E
09001 Burgos
Tel: 947 26 35 72

INDIA

Metalcam Technologies Pvt. Ltd.

1st Floor, No.01, 80 Feet Road, Opp.
George Thangaiyah Complex, Indira
Nagar, Bangalore, Karnataka 560038
India T: +91 80 4095 5866

CHINA

Metalcam China

Beijing: 6, Xinyuannan Rd.
Chaoyan Dist.
Tel: +86 10 84865223